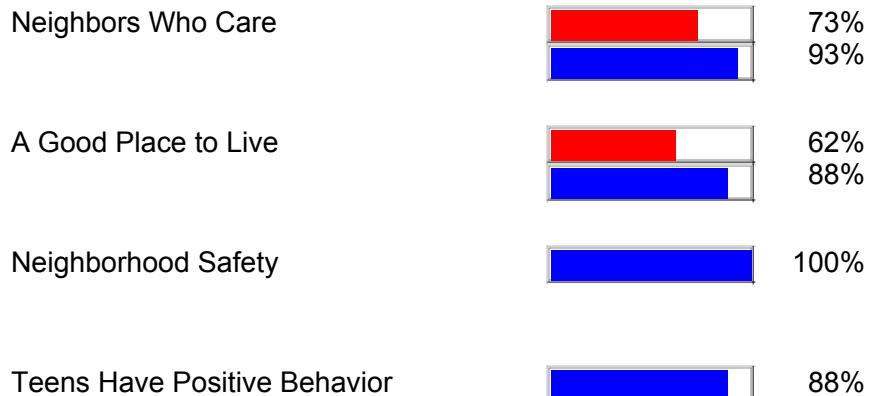


# ESSP Individual Profile People in the Child's Life

Percents Indicate Percentage of Best Possible Score Student Could Have

## NEIGHBORHOOD



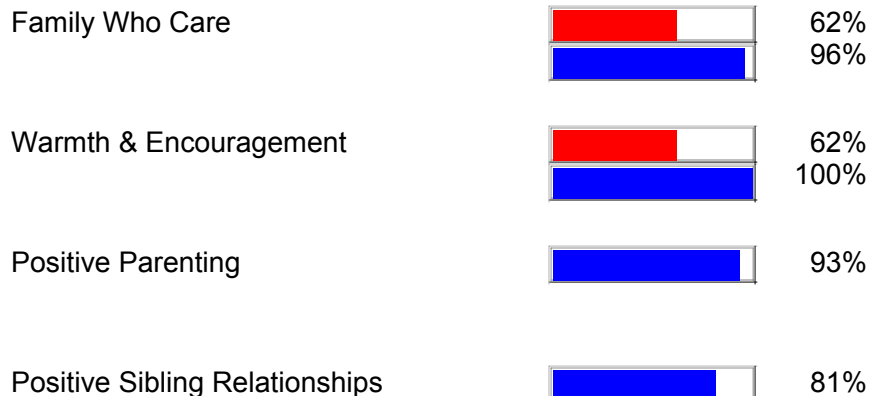
## SCHOOL




## FRIENDS



## FAMILY



## PARENT EDUCATION INVOLVEMENT



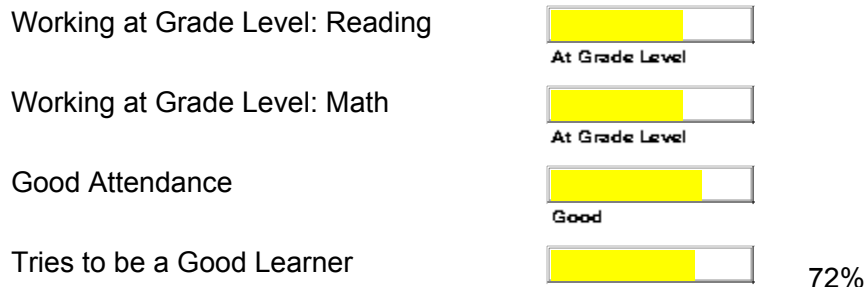
# ESSP Individual Profile Child Well-Being & Performance

Percents Indicate Percentage of Best Possible Score Student Could Have

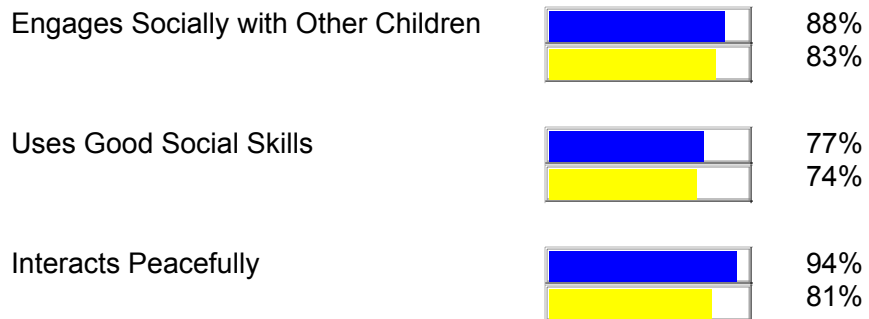
## HEALTH & WELL BEING



## SCHOOL PERFORMANCE



## SOCIAL BEHAVIOR AT HOME & SCHOOL



OTHER CHILD INFORMATION	
<b>Gender</b>	Girl
<b>Race</b>	White
<b>Age</b>	7 years old
<b>Grade</b>	5
<b>Medical Condition</b>	No
<b>Takes Medication</b>	Did Not Disclose

